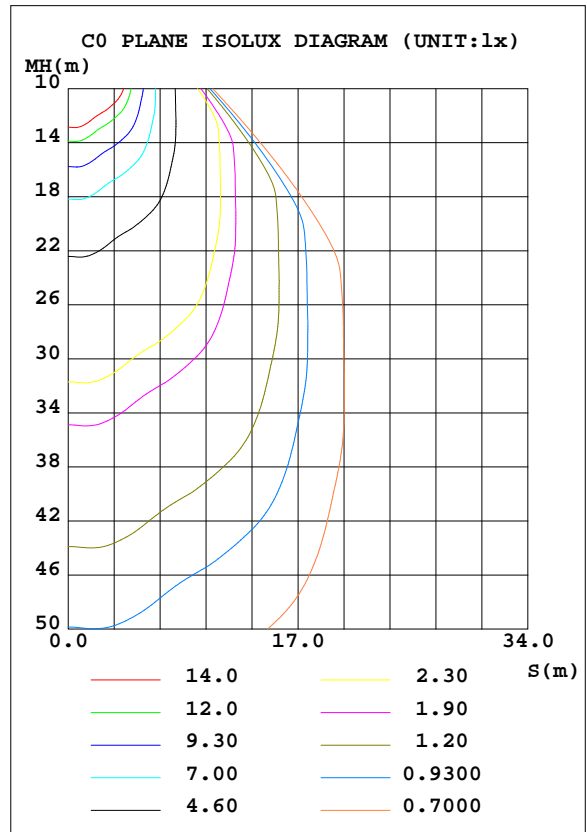
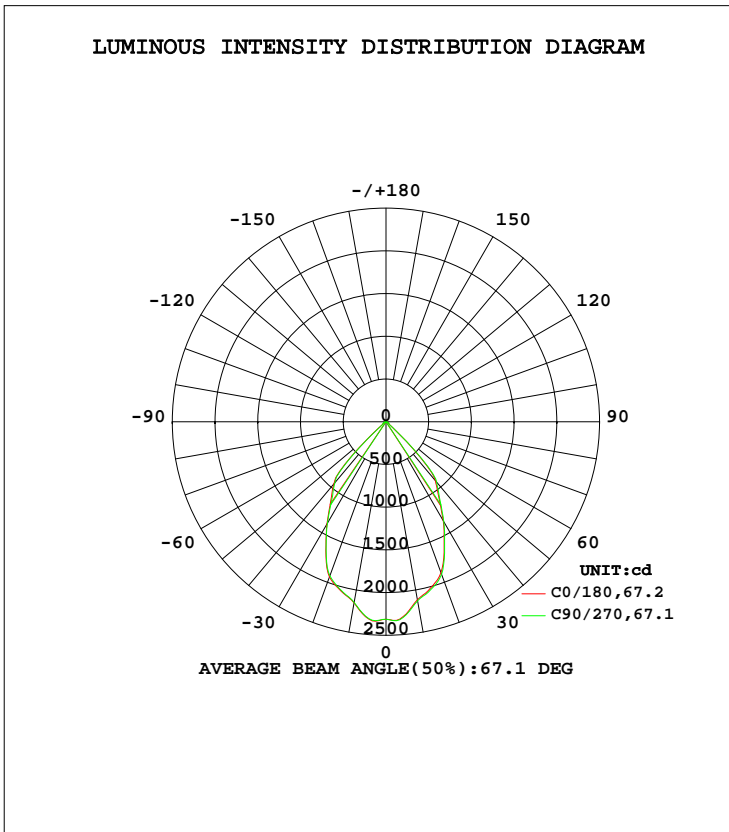


LUMINAIRE PHOTOMETRIC TEST REPORT

Test:U:230.01V I:0.1243A P:28.102W PF:0.9831 Freq:49.99Hz Lamp Flux:2716.36x1 lm		
NAME: DL3082-WHTC30C01	TYPE:	WEIGHT:
SPEC.: white RA90 3000K+5700K	DIM.:	SERIAL No.:
MFR.:	SUR.: 100mm	Shielding Angle:

DATA OF LAMP		PHOTOMETRIC DATA Eff: 96.66 lm/W			
MODEL	TB25141209 4000K	I _{max} (cd)	2337	S/MH(C0/180)	0.98
NOMINAL POWER(W)	30	LOR(%)	100.0	S/MH(C90/270)	0.98
RATED VOLTAGE(V)	220-240	TOTAL FLUX(lm)	2716.4	η UP, DN(C0-180)	0.0,49.5
NOMINAL FLUX(lm)	2716.36	CIE CLASS	DIRECT	η UP, DN(C180-360)	0.0,50.5
LAMPS INSIDE	1	η up(%)	0.0	CIBSE SHR NOM	1.00
TEST VOLTAGE(V)	220	η down(%)	100.0	CIBSE SHR MAX	1.10



C Range: 0 - 360DEG
 C Interval: 22.5DEG
 Test Speed: HIGH
 Temperature:25DEG
 Operators:
 Test Date:2024-03-07

γ Range: 0 - 90DEG
 γ Interval: 1.0DEG
 Test System:EVERFINE GO-2000B_V1 SYSTEM V2.00.428
 Humidity:65.0%
 Test Distance:7.450m [K=1.0000]
 Remarks:

ZONAL FLUX DIAGRAM

ZONAL FLUX DIAGRAM:

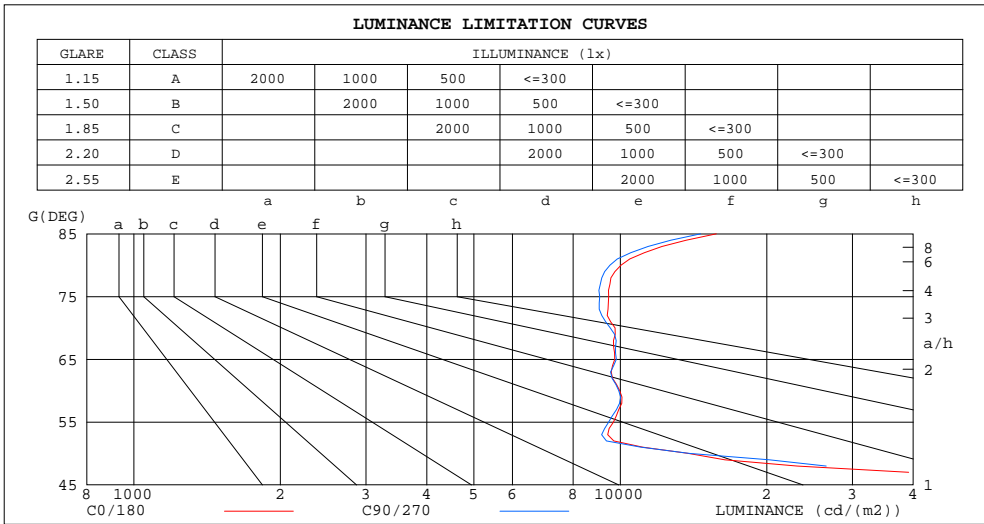
γ	C0	C45	C90	C135	C180	C225	C270	C315	γ	Φ zone	Φ total	Φ lum,lamp
10	2116	2119	2128	2139	2153	2159	2148	2130	0- 10	214.0	214.0	7.88,7.88
20	1881	1881	1903	1915	1933	1918	1920	1902	10- 20	571.9	785.9	28.9,28.9
30	1341	1344	1354	1343	1382	1370	1374	1353	20- 30	750.0	1536	56.5,56.5
40	898.8	907.2	920.8	934.3	947.2	949.8	932.1	906.5	30- 40	695.3	2231	82.1,82.1
50	69.64	69.11	70.02	74.47	83.98	87.33	82.38	76.90	40- 50	380.7	2612	96.2,96.2
60	39.15	38.97	38.94	39.25	39.81	40.29	39.79	39.39	50- 60	41.98	2654	97.7,97.7
70	26.19	26.02	25.60	25.41	26.76	26.70	26.65	26.62	60- 70	32.08	2686	98.9,98.9
80	13.67	13.36	12.97	13.06	13.41	13.98	14.08	13.99	70- 80	20.47	2706	99.6,99.6
90	0.4903	0.4980	0.4941	0.4748	0.1313	0.1274	0.1313	0.1351	80- 90	9.914	2716	100,100
100									90-100			
110									100-110			
120									110-120			
130									120-130			
140									130-140			
150									140-150			
160									150-160			
170									160-170			
180									170-180			
DEG	LUMINOUS INTENSITY:cd									UNIT:lm		

C Range: 0 - 360DEG
 C Interval: 22.5DEG
 Test Speed: HIGH
 Temperature:25DEG
 Operators:
 Test Date:2024-03-07

γ Range: 0 - 90DEG
 γ Interval: 1.0DEG
 Test System:EVERFINE GO-2000B_V1 SYSTEM V2.00.428
 Humidity:65.0%
 Test Distance:7.450m [K=1.0000]
 Remarks:

LUMINANCE LIMITATION CURVES

Test:U:230.01V I:0.1243A P:28.102W PF:0.9831 Freq:49.99Hz Lamp Flux:2716.36x1 lm		
NAME: DL3082-WHTC30C01	TYPE:	WEIGHT:
SPEC.: white RA90 3000K+5700K	DIM.:	SERIAL No.:
MFR.:	SUR.: 100mm	Shielding Angle:



LUMINANCE cd/(m2)		
G (DEG)	C0/180	C90/270
85	15750	14616
80	10030	9517
75	9460	9066
70	9756	9534
65	9737	9813
60	9973	9922
55	9679	9463
50	13802	13877
45	81659	86687

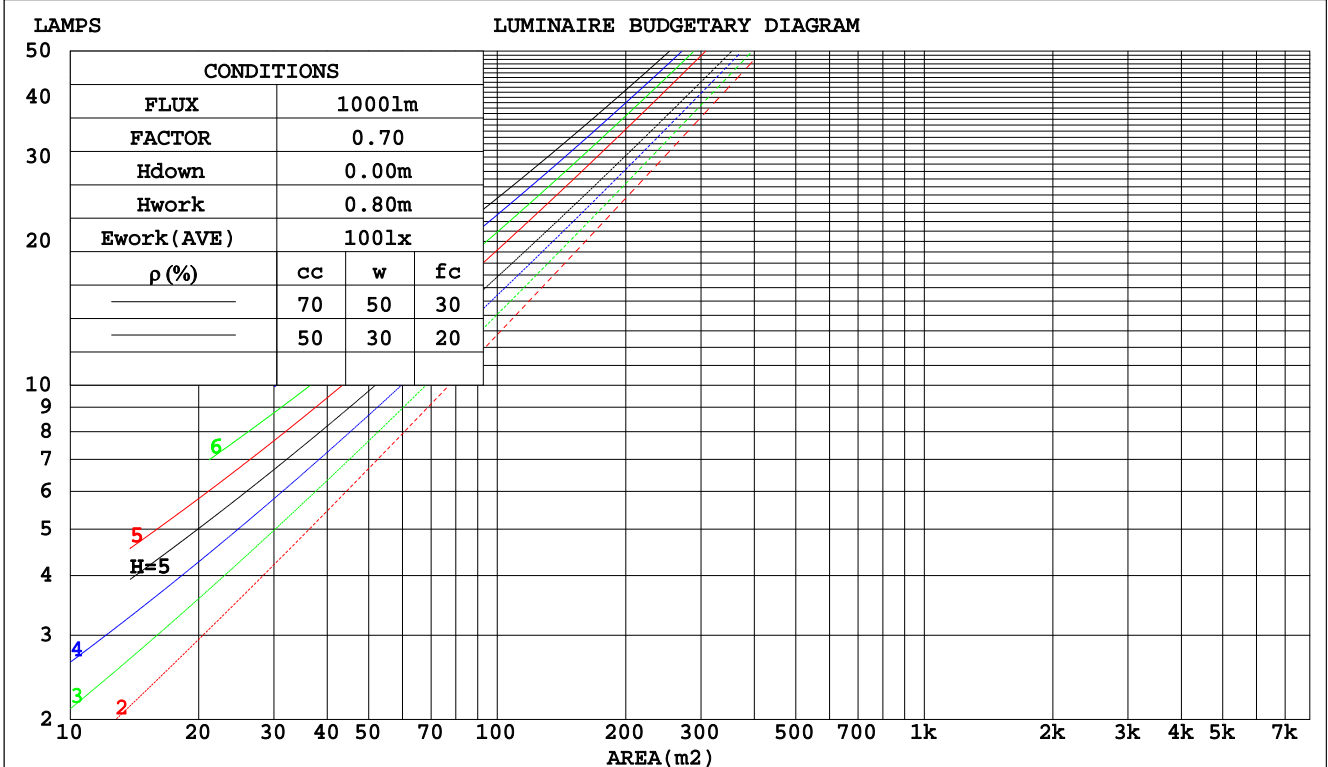
C Range: 0 - 360DEG
 C Interval: 22.5DEG
 Test Speed: HIGH
 Temperature: 25DEG
 Operators:
 Test Date: 2024-03-07

γ Range: 0 - 90DEG
 γ Interval: 1.0DEG
 Test System: EVERFINE GO-2000B_V1 SYSTEM V2.00.428
 Humidity: 65.0%
 Test Distance: 7.450m [K=1.0000]
 Remarks:

CU AND LUMINAIRE BUDGETARY ESTIMATE DIAGRAM

Test:U:230.01V I:0.1243A P:28.102W PF:0.9831 Freq:49.99Hz Lamp Flux:2716.36x1 lm		
NAME: DL3082-WHTC30C01	TYPE:	WEIGHT:
SPEC.: white RA90 3000K+5700K	DIM.:	SERIAL No.:
MFR.:	SUR.: 100mm	Shielding Angle:

pcc	80%			70%			50%			30%			10%			0
	50%	30%	10%	50%	30%	10%	50%	30%	10%	50%	30%	10%	50%	30%	10%	0
pw																
pfc	20%			20%			20%			20%			20%			0
RCR	RCR:Room Cavity Ratio						Coefficients of Utilization(CU)									
0.0	1.19	1.19	1.19	1.16	1.16	1.16	1.11	1.11	1.11	1.06	1.06	1.06	1.02	1.02	1.02	1.00
1.0	1.10	1.07	1.04	1.07	1.05	1.03	1.03	1.01	.99	.00	.98	.96	.96	.95	.94	.92
2.0	1.01	.96	.92	.99	.95	.91	.96	.92	.89	.93	.90	.87	.90	.88	.86	.84
3.0	.93	.87	.83	.91	.86	.82	.89	.84	.81	.86	.83	.80	.84	.81	.78	.77
4.0	.86	.80	.75	.85	.79	.74	.82	.77	.73	.80	.76	.73	.78	.75	.72	.70
5.0	.79	.73	.68	.78	.72	.68	.77	.71	.67	.75	.70	.67	.73	.69	.66	.64
6.0	.74	.67	.62	.73	.67	.62	.71	.66	.62	.70	.65	.61	.68	.64	.61	.59
7.0	.69	.62	.57	.68	.62	.57	.67	.61	.57	.65	.60	.56	.64	.60	.56	.55
8.0	.64	.57	.53	.63	.57	.53	.62	.57	.52	.61	.56	.52	.60	.55	.52	.50
9.0	.60	.53	.49	.59	.53	.49	.58	.53	.49	.57	.52	.48	.56	.52	.48	.47
10.0	.56	.50	.45	.56	.50	.45	.55	.49	.45	.54	.49	.45	.53	.48	.45	.44



C Range: 0 - 360DEG
 C Interval: 22.5DEG
 Test Speed: HIGH
 Temperature: 25DEG
 Operators:
 Test Date: 2024-03-07

γ Range: 0 - 90DEG
 γ Interval: 1.0DEG
 Test System: EVERFINE GO-2000B_V1 SYSTEM V2.00.428
 Humidity: 65.0%
 Test Distance: 7.450m [K=1.0000]
 Remarks:

WEC AND CCEC

Test:U:230.01V I:0.1243A P:28.102W PF:0.9831 Freq:49.99Hz Lamp Flux:2716.36x1 lm		
NAME: DL3082-WHTC30C01	TYPE:	WEIGHT:
SPEC.: white RA90 3000K+5700K	DIM.:	SERIAL No.:
MFR.:	SUR.: 100mm	Shielding Angle:

ρcc	80%			70%			50%			30%			10%			0
ρw	50%	30%	10%	50%	30%	10%	50%	30%	10%	50%	30%	10%	50%	30%	10%	0
ρfc	20%			20%			20%			20%			20%			0
RCR	RCR:Room Cavity Ratio						Wall Exitance Coefficients(WEC)									
0.0																
1.0	.201	.114	.036	.194	.111	.035	.181	.104	.033	.170	.098	.031	.159	.092	.030	
2.0	.193	.106	.032	.187	.103	.032	.176	.098	.030	.166	.093	.029	.157	.089	.028	
3.0	.183	.098	.029	.178	.096	.029	.169	.092	.028	.161	.088	.027	.153	.084	.026	
4.0	.174	.091	.027	.170	.089	.026	.162	.086	.026	.155	.083	.025	.148	.080	.024	
5.0	.166	.085	.025	.162	.083	.024	.155	.081	.024	.149	.078	.023	.142	.076	.023	
6.0	.158	.079	.023	.155	.078	.023	.148	.076	.022	.143	.074	.022	.137	.072	.021	
7.0	.151	.075	.021	.148	.074	.021	.142	.072	.021	.137	.070	.020	.132	.069	.020	
8.0	.144	.070	.020	.141	.070	.020	.136	.068	.019	.131	.067	.019	.127	.065	.019	
9.0	.137	.066	.019	.135	.066	.018	.130	.065	.018	.126	.063	.018	.122	.062	.018	
10.0	.131	.063	.017	.129	.062	.017	.125	.061	.017	.121	.060	.017	.118	.059	.017	

ρcc	80%			70%			50%			30%			10%			0
ρw	50%	30%	10%	50%	30%	10%	50%	30%	10%	50%	30%	10%	50%	30%	10%	0
ρfc	20%			20%			20%			20%			20%			0
RCR	RCR:Room Cavity Ratio						Ceiling Cavity Exitance Coefficients(CCEC)									
0.0	.190	.190	.190	.163	.163	.163	.111	.111	.111	.064	.064	.064	.020	.020	.020	
1.0	.173	.157	.143	.148	.135	.123	.101	.093	.085	.058	.054	.049	.019	.017	.016	
2.0	.159	.132	.110	.136	.114	.095	.093	.079	.066	.054	.046	.039	.017	.015	.013	
3.0	.148	.114	.087	.127	.098	.075	.087	.068	.053	.050	.040	.031	.016	.013	.010	
4.0	.138	.099	.069	.119	.086	.060	.082	.060	.042	.047	.035	.025	.015	.011	.008	
5.0	.130	.088	.057	.112	.076	.049	.077	.053	.035	.045	.031	.021	.014	.010	.007	
6.0	.123	.079	.047	.106	.068	.041	.073	.048	.029	.042	.028	.017	.014	.009	.006	
7.0	.117	.072	.040	.101	.062	.035	.070	.044	.025	.040	.026	.015	.013	.008	.005	
8.0	.112	.066	.034	.096	.057	.030	.067	.040	.021	.039	.024	.013	.013	.008	.004	
9.0	.107	.061	.030	.092	.053	.026	.064	.037	.018	.037	.022	.011	.012	.007	.004	
10.0	.102	.056	.026	.088	.049	.023	.061	.034	.016	.036	.020	.010	.012	.007	.003	

C Range: 0 - 360DEG
 C Interval: 22.5DEG
 Test Speed: HIGH
 Temperature:25DEG
 Operators:
 Test Date:2024-03-07

γ Range: 0 - 90DEG
 γ Interval: 1.0DEG
 Test System:EVERFINE GO-2000B_V1 SYSTEM V2.00.428
 Humidity:65.0%
 Test Distance:7.450m [K=1.0000]
 Remarks:

UGR(Unified Glare Rating) Table

Test:U:230.01V I:0.1243A P:28.102W PF:0.9831 Freq:49.99Hz Lamp Flux:2716.36x1 lm		
NAME: DL3082-WHTC30C01	TYPE:	WEIGHT:
SPEC.: white RA90 3000K+5700K	DIM.:	SERIAL No.:
MFR.:	SUR.: 100mm	Shielding Angle:

ceiling/cavity	0.7	0.7	0.5	0.5	0.3	0.7	0.7	0.5	0.5	0.3
walls	0.5	0.3	0.5	0.3	0.3	0.5	0.3	0.5	0.3	0.3
working plane	0.2	0.2	0.2	0.2	0.2	0.2	0.2	0.2	0.2	0.2
Room dimensions	Viewed crosswise					Viewed endwise				
x = 2H y = 2H	20.4	21.4	20.6	21.6	21.8	20.5	21.6	20.7	21.7	21.9
3H	20.3	21.3	20.5	21.5	21.7	20.4	21.4	20.7	21.6	21.8
4H	20.3	21.2	20.5	21.4	21.6	20.4	21.3	20.6	21.5	21.7
6H	20.2	21.1	20.5	21.4	21.6	20.3	21.2	20.6	21.4	21.7
8H	20.2	21.1	20.5	21.3	21.6	20.3	21.2	20.6	21.4	21.7
12H	20.2	21.0	20.6	21.3	21.6	20.3	21.1	20.6	21.4	21.7
4H 2H	20.1	21.1	20.4	21.3	21.5	20.2	21.2	20.5	21.4	21.6
3H	20.1	20.9	20.4	21.2	21.5	20.2	21.0	20.5	21.3	21.6
4H	20.1	20.8	20.5	21.1	21.4	20.2	20.9	20.6	21.2	21.5
6H	20.1	20.8	20.5	21.1	21.5	20.2	20.9	20.6	21.2	21.5
8H	20.2	20.7	20.6	21.1	21.5	20.2	20.8	20.6	21.2	21.5
12H	20.2	20.7	20.6	21.1	21.5	20.3	20.8	20.7	21.2	21.6
8H 4H	20.0	20.6	20.4	21.0	21.3	20.1	20.7	20.5	21.1	21.4
6H	20.1	20.6	20.5	21.0	21.4	20.2	20.7	20.6	21.1	21.5
8H	20.2	20.6	20.6	21.0	21.4	20.2	20.7	20.7	21.1	21.5
12H	20.3	20.6	20.7	21.1	21.6	20.3	20.7	20.8	21.1	21.6
12H 4H	20.0	20.5	20.4	20.9	21.3	20.1	20.6	20.5	21.0	21.4
6H	20.1	20.5	20.5	20.9	21.4	20.2	20.6	20.6	21.0	21.4
8H	20.2	20.5	20.6	21.0	21.4	20.2	20.6	20.7	21.0	21.5
Variations with the observer position at spacings(CIE Pub.117):										
S = 1.0H	+ 2.8 / - 5.9					+ 2.8 / - 6.1				
1.5H	+ 3.8 / - 6.4					+ 3.7 / - 6.7				
2.0H	+ 6.6 / - 2.4					+ 6.9 / - 2.7				

CIE Pub.117, 2716 lm Total Lamp Luminous Flux Correct (8log(F/F0) = 3.5)
 Area: 0.00785 m2

C Range: 0 - 360DEG
 C Interval: 22.5DEG
 Test Speed: HIGH
 Temperature:25DEG
 Operators:
 Test Date:2024-03-07

γ Range: 0 - 90DEG
 γ Interval: 1.0DEG
 Test System:EVERFINE GO-2000B_V1 SYSTEM V2.00.428
 Humidity:65.0%
 Test Distance:7.450m [K=1.0000]
 Remarks:

UTILIZATION FACTORS TABLE

Test:U:230.01V I:0.1243A P:28.102W PF:0.9831 Freq:49.99Hz Lamp Flux:2716.36x1 lm		
NAME: DL3082-WHTC30C01	TYPE:	WEIGHT:
SPEC.: white RA90 3000K+5700K	DIM.:	SERIAL No.:
MFR.:	SUR.: 100mm	Shielding Angle:

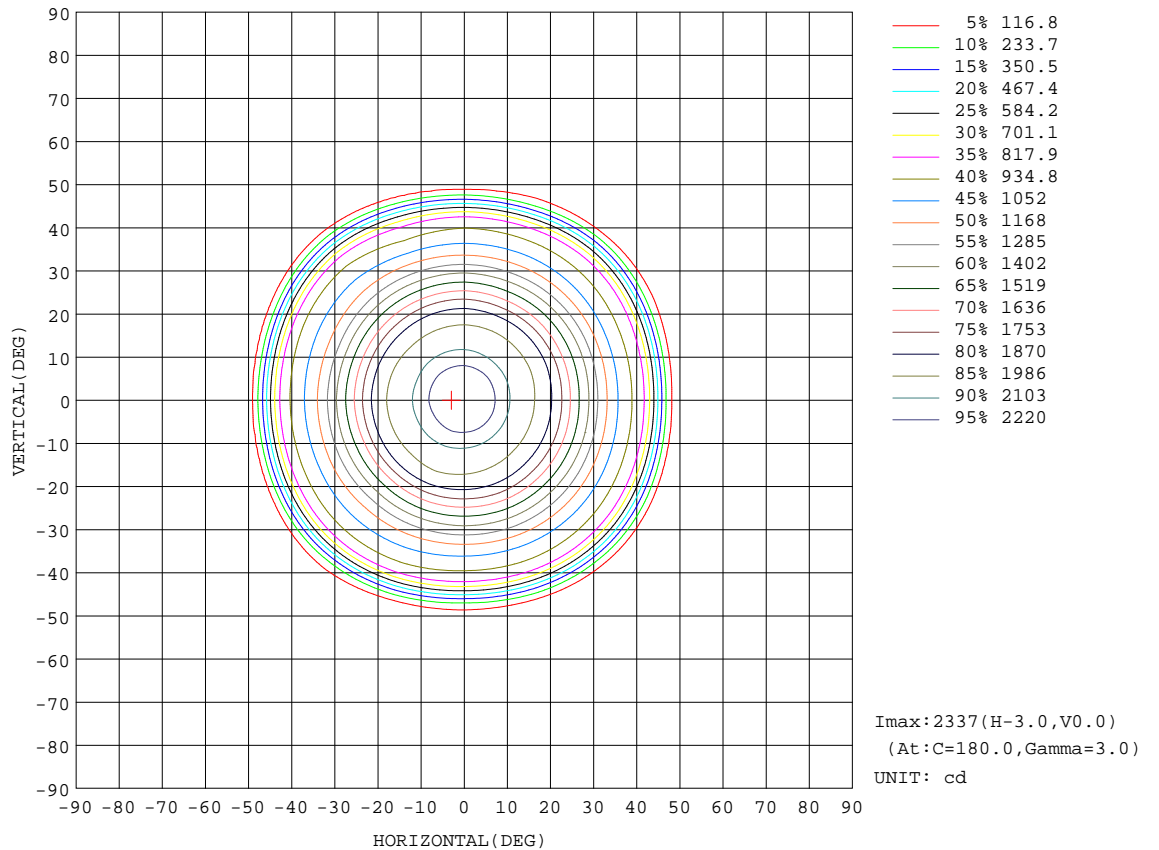
REFLECTANCE										
Ceiling	0.8	0.8	0.8	0.7	0.7	0.7	0.5	0.5	0.5	0
Walls	0.7	0.5	0.3	0.7	0.5	0.3	0.7	0.5	0.3	0
Working plane	0.2	0.2	0.2	0.2	0.2	0.2	0.2	0.2	0.2	0
ROOM INDEX	UTILIZATION FACTORS(PERCENT) $k(RI) \times RCR = 5$									
k = 0.60	80	73	68	80	73	68	79	72	68	64
0.80	89	82	77	88	81	77	87	81	77	72
1.00	95	88	84	94	88	83	92	88	83	78
1.25	100	93	89	98	93	89	96	92	88	83
1.50	103	97	93	101	96	93	99	95	92	87
2.00	106	101	98	105	100	97	102	98	95	90
2.50	108	104	100	107	103	99	103	100	98	91
3.00	110	106	103	108	105	102	105	102	100	93
4.00	112	109	106	110	107	105	107	104	102	95
5.00	114	111	109	112	109	107	108	106	104	96
ROOM INDEX	UF(total)									Direct
According to DIN EN 13032-2 2004			Suspended				SHRNOM = 1.25			

C Range: 0 - 360DEG
 C Interval: 22.5DEG
 Test Speed: HIGH
 Temperature:25DEG
 Operators:
 Test Date:2024-03-07

γ Range: 0 - 90DEG
 γ Interval: 1.0DEG
 Test System:EVERFINE GO-2000B_V1 SYSTEM V2.00.428
 Humidity:65.0%
 Test Distance:7.450m [K=1.0000]
 Remarks:

ISOCANDELA DIAGRAM

Test:U:230.01V I:0.1243A P:28.102W PF:0.9831 Freq:49.99Hz Lamp Flux:2716.36x1 lm		
NAME: DL3082-WHTC30C01	TYPE:	WEIGHT:
SPEC.: white RA90 3000K+5700K	DIM.:	SERIAL No.:
MFR.:	SUR.: 100mm	Shielding Angle:




C Range: 0 - 360DEG
 C Interval: 22.5DEG
 Test Speed: HIGH
 Temperature: 25DEG
 Operators:
 Test Date: 2024-03-07

γ Range: 0 - 90DEG
 γ Interval: 1.0DEG
 Test System: EVERFINE GO-2000B_V1 SYSTEM V2.00.428
 Humidity: 65.0%
 Test Distance: 7.450m [K=1.0000]
 Remarks:

AAI Figure

Test:U:230.01V I:0.1243A P:28.102W PF:0.9831 Freq:49.99Hz Lamp Flux:2716.36x1 lm		
NAME: DL3082-WHTC30C01	TYPE:	WEIGHT:
SPEC.: white RA90 3000K+5700K	DIM.:	SERIAL No.:
MFR.:	SUR.: 100mm	Shielding Angle:

Flux out:1825 lm



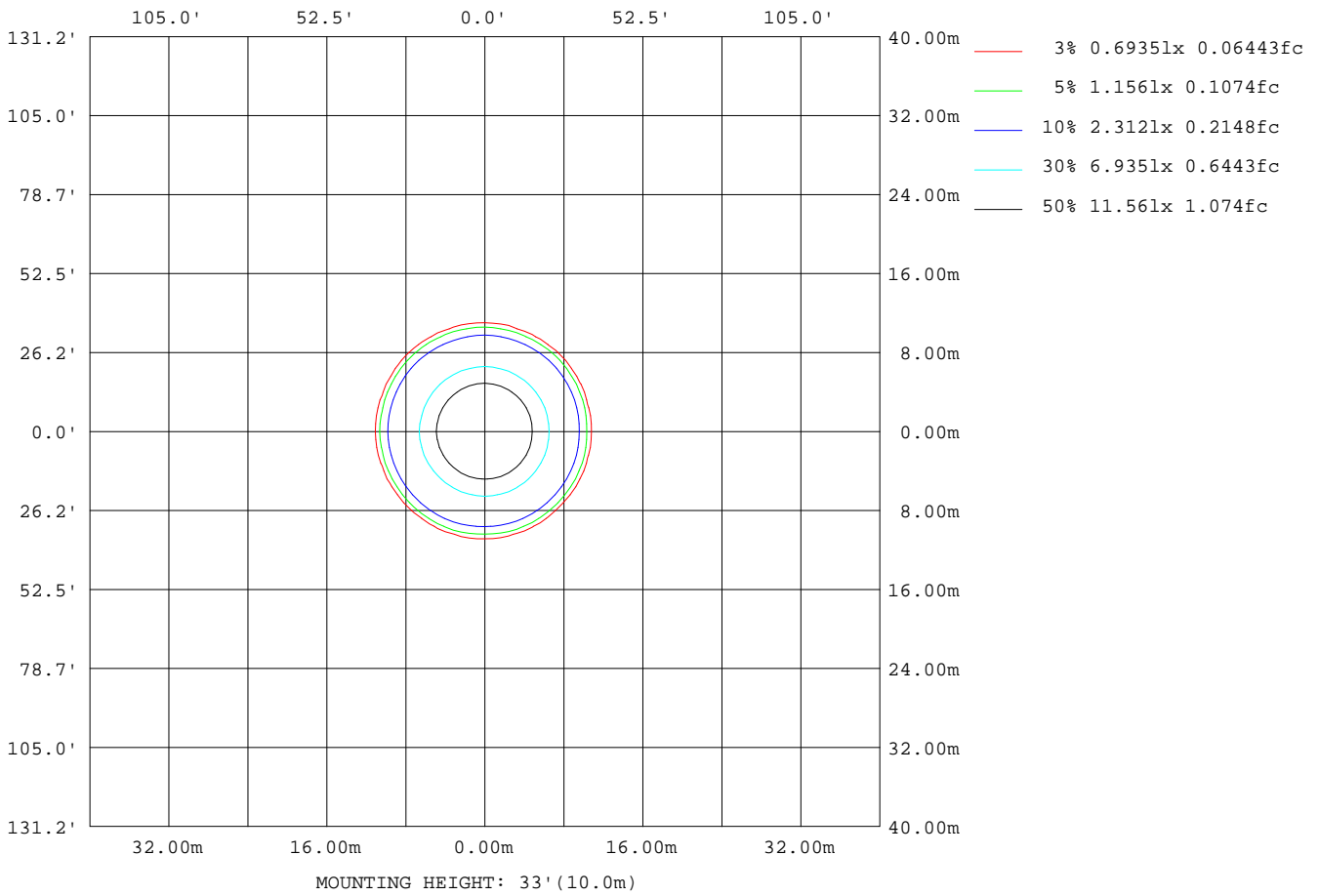
Note:The Curves indicate the illuminated area and the average illumination when the luminaire is at different distance.

C Range: 0 - 360DEG
 C Interval: 22.5DEG
 Test Speed: HIGH
 Temperature:25DEG
 Operators:
 Test Date:2024-03-07

γ Range: 0 - 90DEG
 γ Interval: 1.0DEG
 Test System:EVERFINE GO-2000B_V1 SYSTEM V2.00.428
 Humidity:65.0%
 Test Distance:7.450m [K=1.0000]
 Remarks:

ISOLUX DIAGRAM

Test:U:230.01V I:0.1243A P:28.102W PF:0.9831 Freq:49.99Hz Lamp Flux:2716.36x1 lm		
NAME: DL3082-WHTC30C01	TYPE:	WEIGHT:
SPEC.: white RA90 3000K+5700K	DIM.:	SERIAL No.:
MFR.:	SUR.: 100mm	Shielding Angle:



C Range: 0 - 360DEG
 C Interval: 22.5DEG
 Test Speed: HIGH
 Temperature: 25DEG
 Operators:
 Test Date: 2024-03-07

γ Range: 0 - 90DEG
 γ Interval: 1.0DEG
 Test System: EVERFINE GO-2000B_V1 SYSTEM V2.00.428
 Humidity: 65.0%
 Test Distance: 7.450m [K=1.0000]
 Remarks:

LED Avg.L Report

Test:U:230.01V I:0.1243A P:28.102W PF:0.9831 Freq:49.99Hz Lamp Flux:2716.36x1 lm		
NAME: DL3082-WHTC30C01	TYPE:	WEIGHT:
SPEC.: white RA90 3000K+5700K	DIM.:	SERIAL No.:
MFR.:	SUR.: 100mm	Shielding Angle:

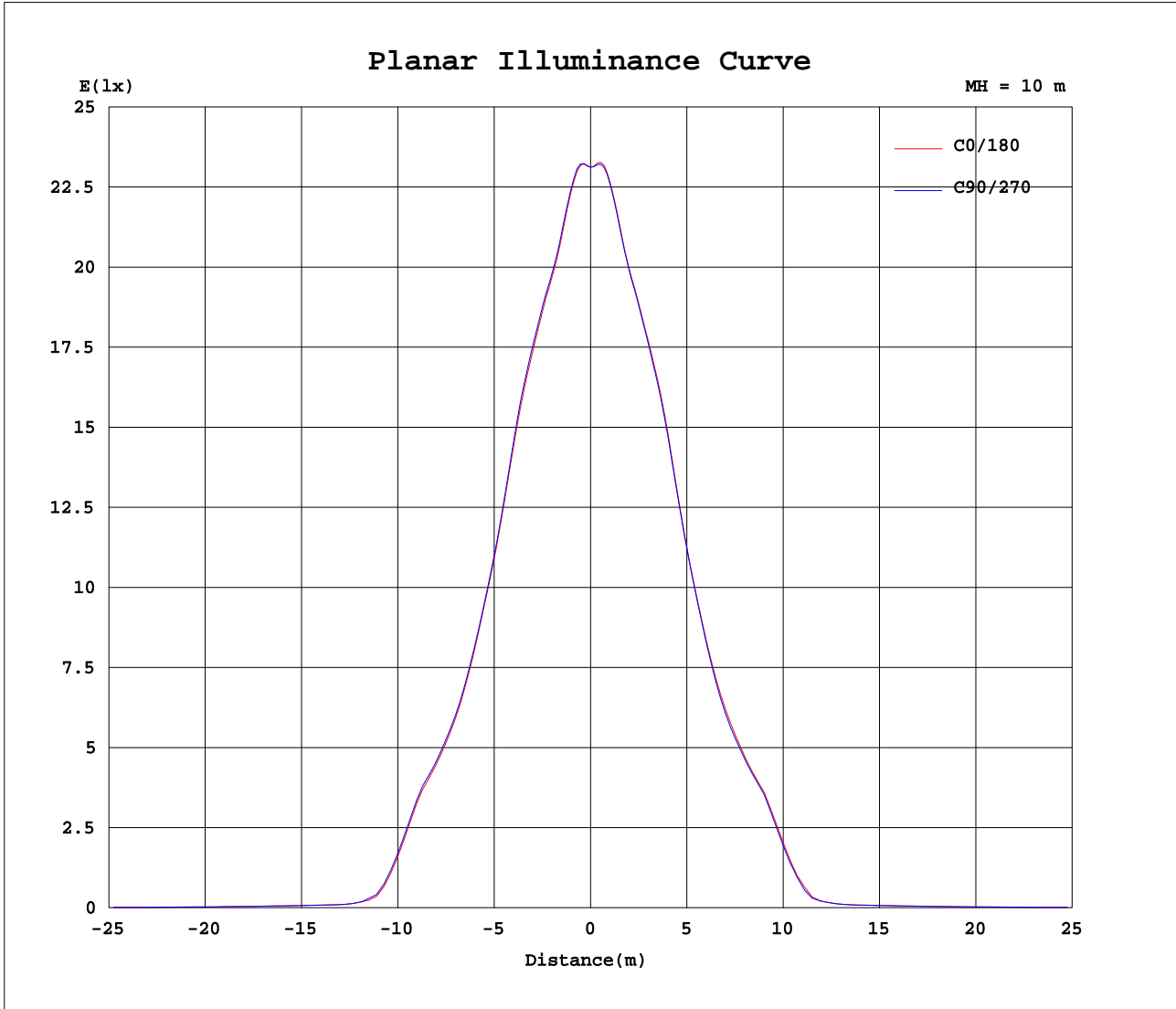
AvgL	cd/m2
L_0~180(65)av	9711
L_0~180(75)av	9468
L_0~180(85)av	15225
L_90~270(65)av	9706
L_90~270(75)av	9470
L_90~270(85)av	15234
L_45(65)av	9768
L_45(75)av	9504
L_45(85)av	15240

Standard: GB/T 29293-2012

C Range: 0 - 360DEG
 C Interval: 22.5DEG
 Test Speed: HIGH
 Temperature:25DEG
 Operators:
 Test Date:2024-03-07

γ Range: 0 - 90DEG
 γ Interval: 1.0DEG
 Test System:EVERFINE GO-2000B_V1 SYSTEM V2.00.428
 Humidity:65.0%
 Test Distance:7.450m [K=1.0000]
 Remarks:

Planar Illuminance Curve



C Range: 0 - 360DEG
 C Interval: 22.5DEG
 Test Speed: HIGH
 Temperature: 25DEG
 Operators:
 Test Date: 2024-03-07

γ Range: 0 - 90DEG
 γ Interval: 1.0DEG
 Test System: EVERFINE GO-2000B_V1 SYSTEM V2.00.428
 Humidity: 65.0%
 Test Distance: 7.450m [K=1.0000]
 Remarks:

